






## Hanging Heaton C of E (VC) J & I School – Working at home work

Class/Year Group: class 4

Week commencing: 30/3/20

Dear Parents/Carers,

Please find below activities to support your child's continued learning at home. It is important during this time that we try to build on the learning that has taken place in school although we do realise that it is impossible to replicate school whilst home learning. The more children can keep up with their learning, the easier the transition back into school will be. We appreciate your support in this.

Area	Monday	Tuesday	Wednesday	Thursday	Friday
<b>Reading</b>	At least 15 minutes	At least 15 minutes	At least 15 minutes	At least 15 minutes	At least 15 minutes
<b>English</b> 	Complete at least 10 quizzes on read theory.	Watch: <a href="https://www.literacyshed.com/alma.html">https://www.literacyshed.com/alma.html</a> Write a recount on what happened in the story. Remember to include paragraphs and try to use fronted adverbials and relative clauses.	Watch: <a href="https://www.literacyshed.com/alma.html">https://www.literacyshed.com/alma.html</a> Predict what is going to happen next in the story. Will anyone else turn into a doll? Will the people escape from inside the dolls body? Write what you think will happen next as a continuation of the story. Remember paragraphs for a new person, place or event.	Watch: <a href="https://www.literacyshed.com/alma.html">https://www.literacyshed.com/alma.html</a> Design a wanted poster for the owner of the store. Using expanded noun phrases describe what they look like. Where do you think they have gone? What do you think has happened to them? Do they know what was happening in their shop? Are they trapped in the shop somewhere?	Watch: <a href="https://www.literacyshed.com/alma.html">https://www.literacyshed.com/alma.html</a> Write a poem as if you were one of the children trapped inside the dolls The type of poem you would like to write is up to you. Really describe how you feel. Remember poems do not have to rhyme and you could devices such as similes, onomatopoeia and expanded noun phrases.
<b>Maths</b> 	Complete times table rock stars. Please complete at least two sound checks. This week I will set the 8's and 9's to be practised.	After looking at a TV schedule design your own! Think about what TV programs you would like to include and how long they last for. Make your TV schedule be in 24 hour time format e.g. 13:00 = 1 o'clock.	Write some questions about a TV schedule. For example: how many seconds is EastEnders on for? If the time is 16:00 and Dennis the Menace is on at 18:25 how long do I have to wait to watch it? Do several of these and write the answers too!	Complete activities on Mathletics- in particular problem solving.	Design your own tally chart and graph. This could be how on many different types of advert you see on the TV, how many different types of flowers there are in your garden, how many cars drive past your house, or think of your own creative ideas!
<b>Foundation subjects</b> 	Topic Research as much as you can about Vernazza in Italy. Find out what you can do, what you can eat, and any famous landmarks. Design a poster with all this information. How is it similar to Blackpool? How is it different?	D.T. Research/ discuss with family members a classic Italian dish. Write the recipe out including all the measurements time. If you are able you could make the dish and write a review and/or take a picture to show the rest of us when you're back at school.	R.E. Make an Easter card for someone in your family. Use different relevant religious images on your card. You could use the computer to make your card or draw and make one. Include an Easter prayer in your card.	French Design a French Breakfast café menu. Include both hot and cold drinks. Also include the breakfast items we have looked at so far. You could use google translate to look up hot breakfast items and add them to your menu!	Science Watch : <a href="https://www.bbc.co.uk/bitesize/clips/zrp6n39">https://www.bbc.co.uk/bitesize/clips/zrp6n39</a> <a href="https://www.bbc.co.uk/teach/class-clips-video/science-physics-ks2-ks3-will-gears-let-children-pull-a-piano-uphill-with-their-bikes/zmcpy9q">https://www.bbc.co.uk/teach/class-clips-video/science-physics-ks2-ks3-will-gears-let-children-pull-a-piano-uphill-with-their-bikes/zmcpy9q</a> <a href="https://www.youtube.com/watch?v=Xc5eqwzEgUo">https://www.youtube.com/watch?v=Xc5eqwzEgUo</a>

## Hanging Heaton C of E (VC) J & I School - Working at home work

					Design your own machine to complete a task such as laying the table or making your bed using a mixture of levers, pulleys and gears. Draw your machine, label where the levers, pulley and gears are and write an explanation how it works.
<p><b>This week's spellings are:</b> <b>Year 4 :</b> circle, complete, consider, continue, decide, describe, different, difficult, disappear, early <b>Year 5:</b> individual, interfere, interrupt, language, leisure, lightning, marvellous, mischievous, muscle, necessary</p> <p><b>This week's mental maths challenge is:</b> practising 8 and 9 times tables.</p>					